

Float Valves

Float Valves for External Installation on Tanks NV 71



Direct Feed or Drain Valve

Technical Data

Connection DN	25 - 150
Nominal Pressure PN	up to 16
Operating Pressure	0 - 8 bar
K _{vs} -Value	1.6 - 81 m ³ /h
Temperature	250 °C
Medium	liquids

Description

Float valves automatically control liquid levels in sealed or open (non-pressurised) tanks and vessels without requiring external energy. The float registers the liquid level and directly controls the valve via a lever. A change in the liquid level immediately results in a changed flow volume.

NV 71 is a pipeline valve for tank mounting complete with tank connecting flange for direct inlet/outlet. The valve cone can be fitted with a soft seal (up to 110 °C) or a metallic seal (up to 300 °C). The valve is supplied with a ball float type SC 3 fixed to the float bar.

When enquiring or ordering please quote the suffix letters given below:

Z = inlet. Valve closes when float rises
A = outlet. Valve closes when float drops
o = upward flow
u = downward flow

r = includes sealed spindle

example: float valve Z/o (inlet valve for vertical flow upwards)

Standard

» SC 3 ball float stainless steel

Options

- » Stainless steel construction – all components stainless steel
- » Rubber or plastic coating for corrosive media
- » Various seal materials suitable for your medium
- » Special connections: ANSI or JIS flanges, other connections on request
- » Special versions on request

Please state working pressure range when enquiring or ordering.

Operating instructions, know how and safety instructions must be observed. The pressure has always been indicated as overpressure. We reserve the right to alter technical specifications without notice.



Pressure Ranges [bar], K_{vs}-Values [m³/h]

pressure range	nominal diameter DN									
	bar	25	32	40	50	65	80	100	125	150
0 - 2	5.1	10	15	21	31	57			81	
0 - 4	3.3	5.1	8.7	12	20	35			49	
0 - 8	1.6	2.9	4.5	6.4	10	17			28	

Float Valves

Float Valves for External Installation on Tanks NV 71

Direct Feed or Drain Valve



Materials	
Body	steel optional CrNiMo-steel
Cone and Seat	chromium steel
Cone Guide	grey cast iron optional CrNiMo-steel
Valve Seal	EPDM up to 110°C optional metallic up to 250°C
Linkage	steel optional CrNiMo-steel
Float	CrNiMo-steel

Dimensions [mm] and Weights [kg]										
size	nominal diameter DN									
	25	32	40	50	65	80	100	125	150	
A*	120	140	140	140	160	175	200	200	200	
B*	125	150	150	150	170	180	200	200	200	
C	230	270	270	270	330	345	390	415	435	
E	310	350	380	415	495	630	775	775	775	
F	DN125	DN150	DN150	DN150	DN200	DN200	DN250	DN250	DN250	
ball float SC 3										
ø	110	130	160	200	220	250	280	280	280	
Weights										
kg	10	15	17	19	41	44	58	60	62	

* Overall length tolerances in acc. with DIN EN 558

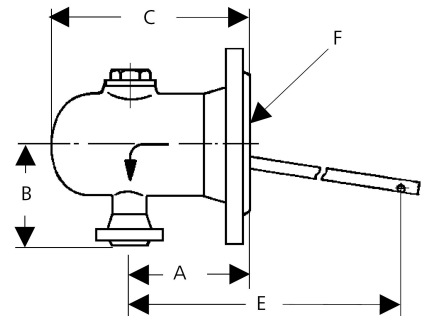
Customs Tariff Number
84818059

From DN 40 float fitted through manhole.

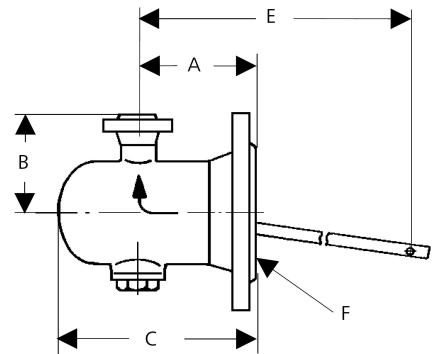
Special designs on request.
The pressure has always been indicated as overpressure.
Mankenberg reserves the right to alter or improve the designs or specifications of the products described herein without notice.

Dimensional Drawing

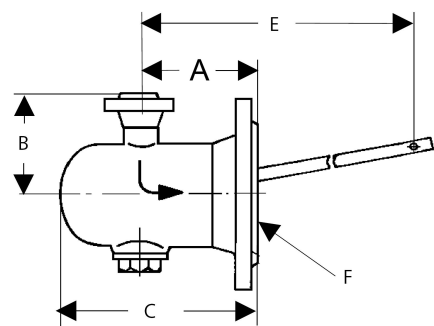
NV 71 A/u



NV 71 A/o



NV 71 Z/u



NV 71 Z/o

